

PRODUCT/ BRAND HIGHLIGHTS:

FIVEphoton Biochemicals™



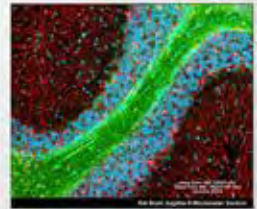
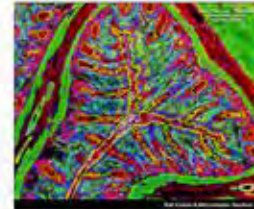
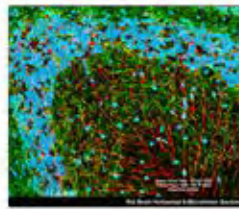
NF-KAPPA B (NF-KB) - p65 (RelA) IMMUNOFLUORESCENCE LABELING KIT (NF-kappaB, NFKB-3)

Offers a visual demonstration of NF-kappa B activation and p65 translocation. Kit provides matched primary and 2° fluorophore-tagged (rhodamine, Fab fragment) antibodies that detect p65 in nucleus and cytoplasm. Applicable for most mammalian cells (e.g. human, mouse, rat, hamster, canine, rabbit, equine).
quantified by measuring immunofluorescence intensity of p65 using pixel quantification software.*



GOAT POLYCLONAL ANTIBODIES

All the antibodies in our catalog are:
Manufactured by Everest Biotech
Tested by peptide ELISA and western blot.
Fully supported by PhD qualified technical support.
Covered by our industry leading "100% Satisfaction Guarantee".
>98% of our catalog antibodies are in stock for fastest possible delivery times.



TISSUE SECTION
PREMADE NORTHERN BLOTS
PREMADE WESTERN BLOTS

TISSUE TOTAL RNA
TISSUE CDNA
TISSUE GENOMIC DNA

CST

CELESTIAL SPHERE TRADING

MID-YEAR

SUMMER SALE

10% OFF

for purchase
over \$2,000

for FIVEphoton, Everest
Biotech and Zyagen products

Promo T&C can be viewed at
<http://www.csph.com/tncpromo.html>



CODE: CSTSUMMER17



info@csph.com



www.csph.com